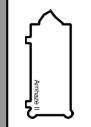

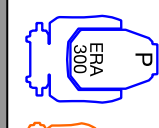



SYMBOL KEY

-  Chauvet Amhaze II
-  RUSH BLINDER 7.8kw
-  MARTIN ERA 300 260w
-  MARTIN ERA 150 340w

THIS DRAWING REPRESENTS VISUAL CONCEPTS AND CONSTRUCTION SUGGESTIONS ONLY. IT DOES NOT REPLACE THE KNOWLEDGE AND ADVICE OF A LICENSED STRUCTURAL ENGINEER. THE DESIGNER IS UNQUALIFIED TO DETERMINE THE STRUCTURAL APPROPRIATENESS OF THIS DESIGN AND WILL NOT ASSUME RESPONSIBILITY FOR IMPROPER ENGINEERING OR USE.

DESIGN BY: DANIEL LEONE
 PHONE #: 951-256-6347
 EMAIL - DLEONE208@GMAIL.COM

This drawing and all related paperwork, design concepts, lighting and the resultant design are the property of Daniel Leone. Any attempt to use, reproduce, or otherwise alter these materials without the consent of Daniel Leone is expressly forbidden.

SHRINE BALLROOM

SCALE: 3/8"=1'-0"
 EXCEPT WHERE NOTED

DRAWING No.
1
 of 2

LIGHT PLOT